









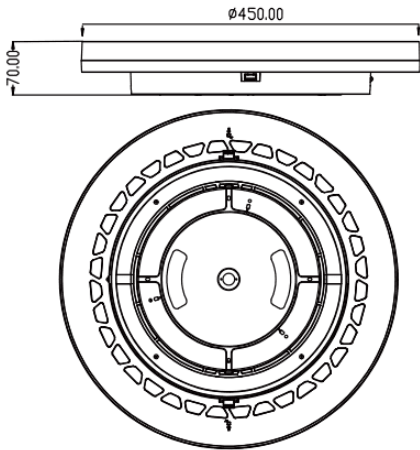
Rock up&down

| | |
|--------------|--|
| Item code | 86.SD09.2303.02 |
| Product type | Indoor |
| Category | Surface Downlights |
| Family | Rock |
| Subfamily | Rock up&down |
| Pictograms |       |

Dimensions

Product dimensions (mm) Ø450xH70mm

Scheme



Product

| | |
|----------------------------|--------------------|
| Real power (W) | 28/32/35 |
| Real luminous flux (Lm) | 3300/3800/4200 |
| Luminous efficiency (Lm/W) | 120 |
| Beam angle (°) | 150° down, 110° up |
| IP | 54 |
| Control gear | DALI |
| Power Factor | >0,9 |
| Colour temperature (K) | 3000/4000/6000 |
| Colour consistency (SDCM) | SDCM3 |
| CRI | >80 |
| IK | IK10 |